

Vital Stats

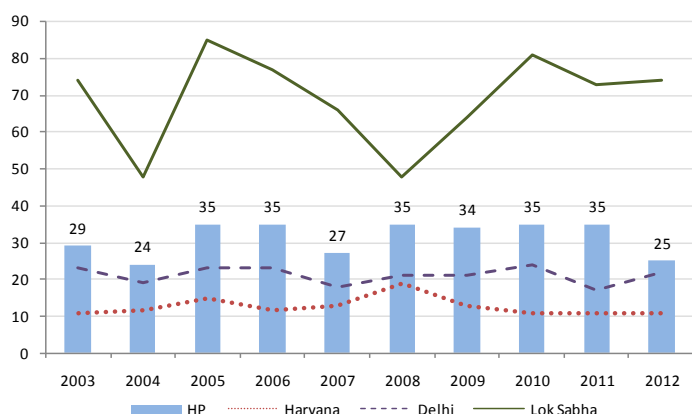
Himachal Pradesh Legislative Assembly 2012

The tenure of the 11th Himachal Pradesh Legislative Assembly commenced in January 2008 and ended in December 2012. We present some statistics from the work of the Himachal Pradesh Legislative Assembly in 2012.

In 2012, the Assembly sat for two sessions. The Budget session commenced on the 9th of March, and after 21 days of sitting, was adjourned on the 6th of April.

In 2012, the Assembly held two sessions for a total of 25 days

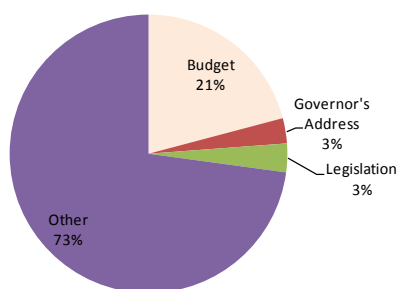
Days of sitting of the Assembly



- The Constitution does not mandate a minimum number of days of sitting for the Assembly; it only mandates that a session be held every six months.
- Over the last 10 years, the Assembly sat for an average of 31 days a year. In the same period, the Lok Sabha sat for an average of 69 days.
- The Assembly usually sits for three sessions each year.
- The Budget session constitutes more than 70 per cent of its sittings.
- In 2012, the Assembly sat for only two sessions as Assembly elections were held in December 2012.

For the whole year, the total productive time in the Assembly was 82 hours

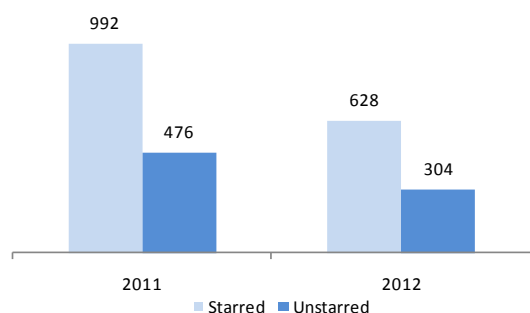
Breakdown of productive time spent in the Assembly



- Total productive time in the Assembly was 82 hours and 35 minutes.
- Of the total productive time in the Assembly, around 17 hours were spent on discussing the Budget and three hours each were spent on the discussion and vote on the Governor's Address and on legislation.
- Around 73 per cent of the Assembly's time was spent on other business like Question Hour, Half Hour Discussions, Calling Attention Motions, Short Duration Discussion, presentation of reports, etc.

628 Starred Questions were posed in 2012

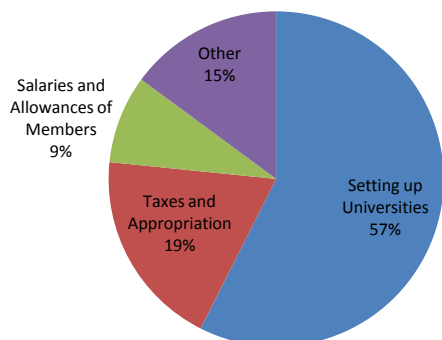
Number of questions asked in the Assembly



- Starred Questions are questions to be answered orally by Ministers during Question Hour. Answers to Unstarred Questions are submitted in writing in the House.
- 628 Starred Questions and 304 Unstarred Questions were posed in 2012.
- The number of Questions asked in 2012 was around 36 per cent lower than in 2011. This could be attributed to fewer sessions in 2012, on account of elections held in December.

Most Bills were passed with little discussion

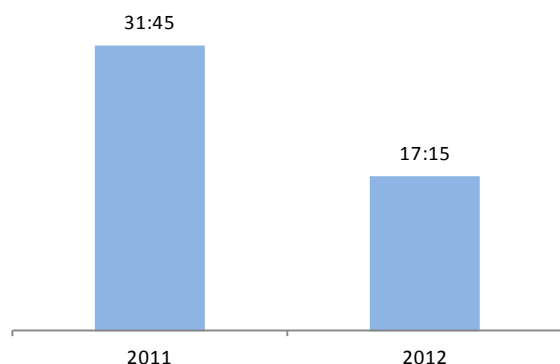
Legislation by Subject



- In 2012, a total of 48 Bills were passed by the Assembly, including two Appropriation Bills.
- Almost all bills were passed on the day of introduction or the next day.
- The Himachal Pradesh Lokayukta Bill, 2012 was passed during the Budget session. The Bill was discussed and passed in 75 minutes.
- Of the 48 bills passed in 2012, 27 (56 per cent) related to setting up of Universities, nine (19 per cent) related to taxes and appropriation and four (8 per cent) related to salaries and allowances of Members, Ministers, Speaker, etc.

Time spent on Budget discussion fell by 46 per cent as compared to 2011

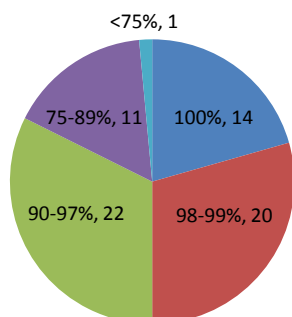
Time spent on discussing the Budget (HH:MM)



- As in Parliament, the Assembly usually does not have time to discuss the budgetary proposals of each Ministry (Demands for Grants). Demands of only a few Ministries are discussed at length. The rest are 'guillotined', i.e., put to vote without any discussion.
- The Himachal Pradesh Assembly did not discuss Budget demands for any Ministry in 2012.

Average attendance for the 11th Assembly was 95 per cent

Members' attendance for the 11th Assembly



- Half the Members recorded an attendance of 98 per cent and above, during the 11th Assembly.
- Only one Member recorded attendance less than 75 per cent.
- 12 Members recorded an attendance of less than 90 per cent.

*Includes data for Ministers, Speaker and Leader of Opposition

Note: All data has been obtained from the Himachal Pradesh Assembly website and/or through RTI

DISCLAIMER: This document is being furnished to you for your information. You may choose to reproduce or redistribute this report for non-commercial purposes in part or in full to any other person with due acknowledgement of PRS Legislative Research ("PRS"). The opinions expressed herein are entirely those of the author(s). PRS makes every effort to use reliable and comprehensive information, but PRS does not represent that the contents of the report are accurate or complete. PRS is an independent, not-for-profit group. This document has been prepared without regard to the objectives or opinions of those who may receive it.